



enzie Space Saving Stairs Pty. Ltd.
 287 Arthur Street
 Fairfield, Victoria
 Australia, 3078
 Ph. +61 3 9481 2255
 Fax +61 3 9481 8919
 ACN: 126 708 118
 www.enzie.com.au

STANDARD SPECIFICATIONS

CONSTRUCTION

The stair is spiral with tapered box-section treads which are made from 2 mm and 1.6 mm mild steel. Column is 4.9 mm thick by 101.2 mm diameter mild steel. The handrail is tubular 19 mm OD by 1.6 mm mild steel and balusters are 16 mm OD by 1.6 mm steel. The stair structure is mechanically jointed on site, requiring no site welding or finishing. The maximum length of any component is slightly more than one metre, and weight is less than 15 kg. The stair can be assembled in a clockwise or an anticlockwise direction. The stair base-plate fits on top of the floor surface before or after floor coverings. The pre-finished stair, when erected, is complete; no further finishing is required by others; no unsightly welds, nuts or bolts are showing.

SURFACE TREATMENT

Internal stairs are supplied pre-finished in a high quality baked polyester powder coating. A range of 21 decorator colours is offered for customer selection. The handrail, in addition to finishes above, is available in stainless steel. External stairs are supplied galvanized and primed with zinc rich epoxy before being finished in baked polyester powder-coating.

INSTALLATION

Mechanical jointing and factory pre-finishing of the stair allows installation after all other trades, including floor coverings, have been completed in the stairwell and adjoining area. Installation can be carried out by a local contractor or handyman to installation instructions supplied with stair kit. The stair kit includes all nuts, bolts, installation accessories and an installation instructional DVD.

SAFETY

The synthetic rubber anti-skid pad, applied to the top of stair treads ensures safe access. Handrail balusters on the staircase are spaced as standard at a maximum of 125 mm, and on the balcony balustrade are spaced at a maximum of 125 mm. Optional extra gate can be supplied for the top or the bottom of the staircase.

DETAILS OF enzie 1300 mm DIAMETER SPIRAL STAIR

GEOMETRY OF STAIRS

Stair is made with risers between 208 and 220 mm 12 steps to circle at 30 degrees. The going measured at 7/10ths. of the clear width is 219 mm and slope relationship is 639 to 659.

TREADS AND RISES

Treads are uniform shape and size. Risers are of uniform height between 208 mm and 220 mm as required by client's application. Anti-skid pad for each tread is supplied. This pad is replaceable if wear should occur.

HEAD ROOM

Using standard 60 degree landing 120 mm thick with 210 mm riser clear headroom is 2030 mm. Every 1 mm added to riser adds 12 mm to headroom.

HANDRAIL

Continuous and uninterrupted handrail is provided on one side and is at a vertical height of 866 mm above the nosing of the tread. Balcony railing is 1000 mm above floor.

WIDTH

The width of stair free of obstruction is 521 mm.

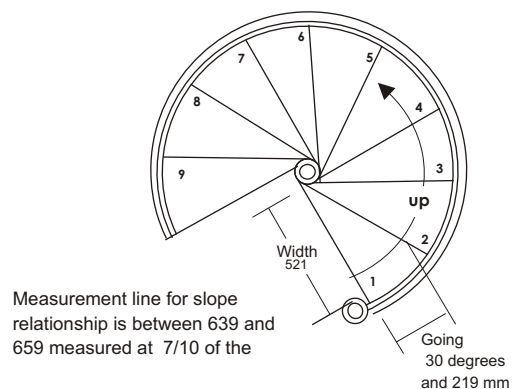
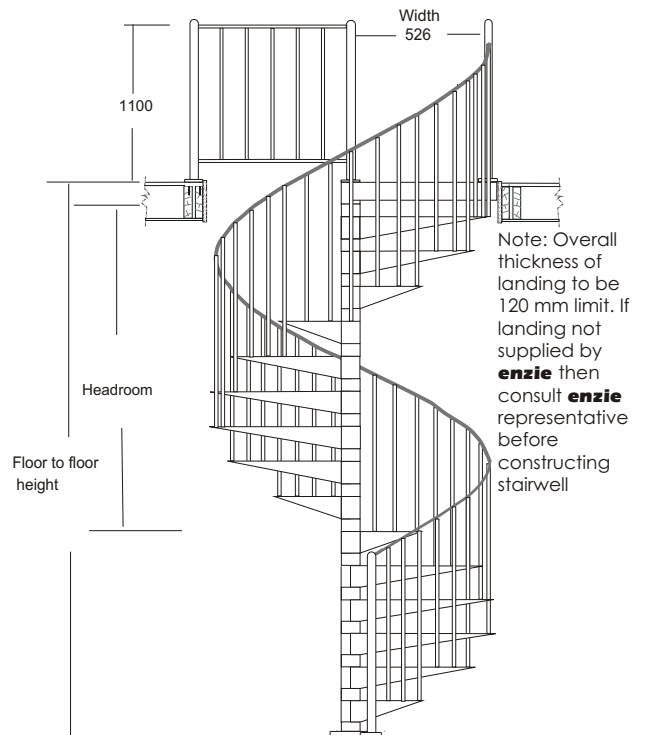
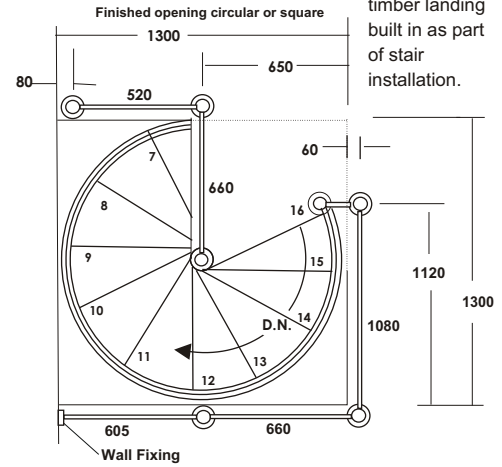
BUILDING APPROVALS

Procedure for building approval is to include a copy of this Data Sheet and Accreditation Certificate for the system with drawings showing location of proposed installation (with your required documentation) to the local building authority for their approval. Computations available on request for submission to building Authority.

PACKED WEIGHT

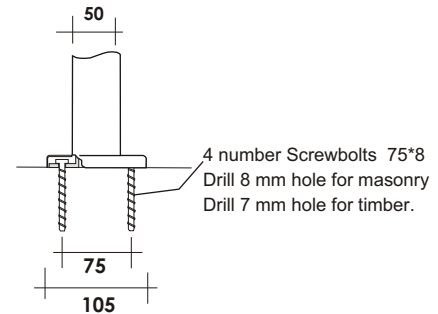
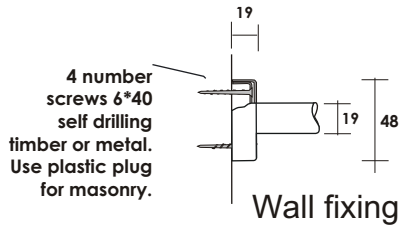
Approximately 15 kg per riser.

Steel landing supplied by enzie or timber landing built in as part of stair installation.

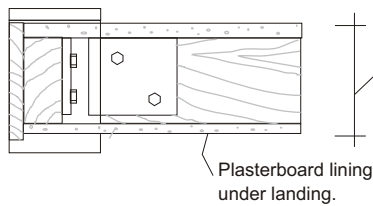




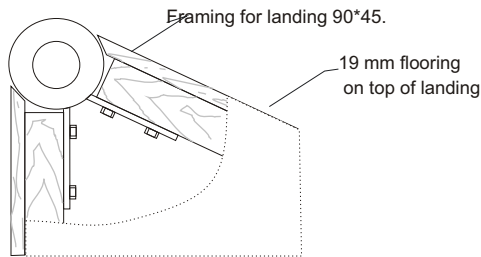
Fixing Detail



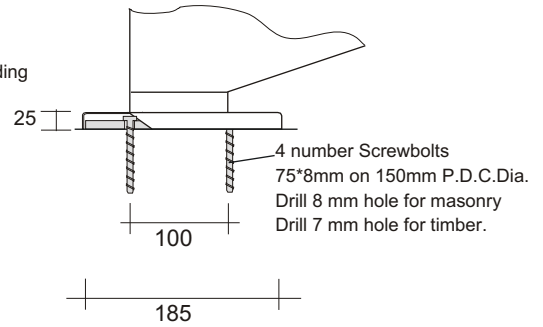
Top fixing TFN 90 type standard.



120 mm overall landing thickness.
 If riser height is less than 180 then this dimension has to be reduced accordingly to maintain headroom 2030 mm. Example with 178 mm. riser it is necessary to reduce landing thickness to maximum of 100 mm.
 In these cases we recommend the use of an enzie pre-fab landing



Handrail post base



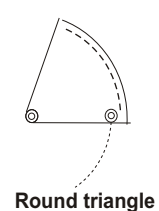
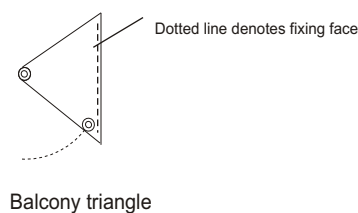
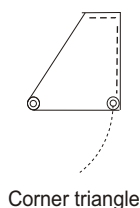
Base Plate

Setting out examples

1300 Diameter 208 mm to 220 mm Riser 12 Treads to circle at 30 Degrees

Floor to Floor Height	2640	2860	3080	3300	3520	3740	3960	4180	4400	4620	4840
Number of risers	12	13	14	15	16	17	18	19	20	21	22
Number of treads	11	12	13	14	15	16	17	18	19	20	21
Going	330	360	390	420	450	480	510	540	570	600	630
12 Steps to circle at 30 Degrees											

Some typical top landing examples





enzie Space Saving Stairs Pty. Ltd.

287 Arthur Street
Fairfield, Victoria
Australia, 3078
Ph. +61 3 9481 2255
Fax +61 3 9481 8919
ACN: 126 708 118
www.enzie.com.au

STANDARD SPECIFICATIONS

CONSTRUCTION

The stair is spiral with tapered box-section treads which are made from 2 mm and 1.6 mm mild steel. Column is 4.9 mm thick by 101.2 mm diameter mild steel. The handrail is tubular 19 mm OD by 1.6 mm mild steel and balusters are 16 mm OD by 1.6 mm steel. The stair structure is mechanically jointed on site, requiring no site welding or finishing. The maximum length of any component is slightly more than one metre, and weight is less than 15 kg. The stair can be assembled in a clockwise or an anticlockwise direction. The stair base-plate fits on top of the floor surface before or after floor coverings. The pre-finished stair, when erected, is complete; no further finishing is required by others; no unsightly welds, nuts or bolts are showing.

SURFACE TREATMENT

Internal stairs are supplied pre-finished in a high quality baked polyester powder coating. A range of 21 decorator colours is offered for customer selection. The handrail, in addition to finishes above, is available in stainless steel. External stairs are supplied galvanized and primed with zinc rich epoxy before being finished in baked polyester powder-coating.

INSTALLATION

Mechanical jointing and factory pre-finishing of the stair allows installation after all other trades, including floor coverings, have been completed in the stairwell and adjoining area. Installation can be carried out by a local contractor or handyman to installation instructions supplied with stair kit. The stair kit includes all nuts, bolts, installation accessories and an installation instructional DVD.

SAFETY

The synthetic rubber anti-skid pad, applied to the top of stair treads ensures safe access. Handrail balusters on the staircase are spaced as standard at a maximum of 125 mm, and on the balcony balustrade are spaced at a maximum of 125 mm. Optional extra gate can be supplied for the top or the bottom of the staircase.

DETAILS OF enzie 1500 mm DIAMETER SPIRAL STAIR

GEOMETRY OF STAIRS

Stair is made with risers between 208 and 220 mm 14 steps to circle at 25.7 degrees. The going measured at 7/10ths of the clear width is 219 mm and slope relationship is 639 to 659.

TREADS AND RISES

Treads are uniform shape and size. Risers are of uniform height between 208 mm and 220 mm as required by client's application. Anti-skid pad for each tread is supplied. This pad is replaceable if wear should occur.

HEAD ROOM

Using standard 60 degree landing 120 mm thick with 210 mm riser clear headroom is 2030 mm. Every 1 mm added to riser adds 12 mm to headroom.

HANDRAIL

Continuous and uninterrupted handrail is provided on one side and is at a vertical height of 866 mm above the nosing of the tread. Balcony railing is 1000 mm above floor.

WIDTH

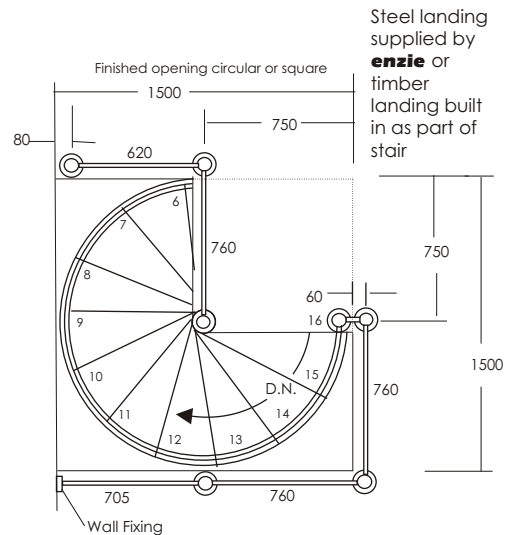
The width of stair free of obstruction is 626 mm.

BUILDING APPROVALS

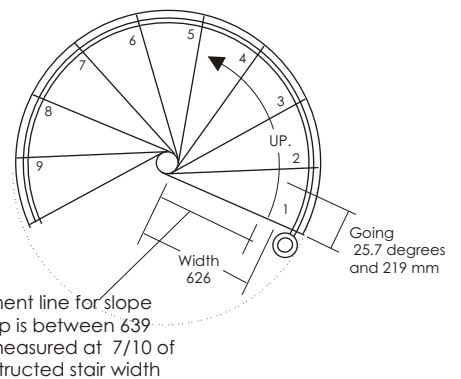
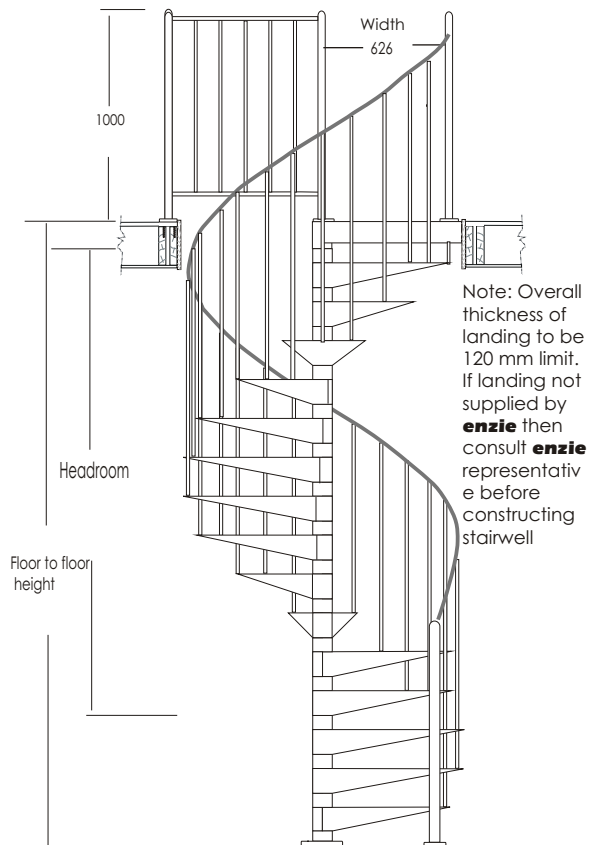
Procedure for building approval is to include a copy of this Data Sheet and Accreditation Certificate for the system with drawings showing location of proposed installation (with your required documentation) to the local building authority for their approval. Computations available on request for submission to building Authority.

PACKED WEIGHT

Approximately 16 kg per riser.

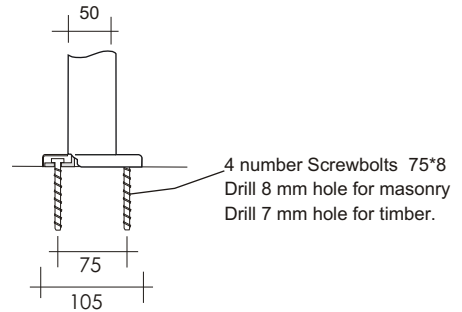
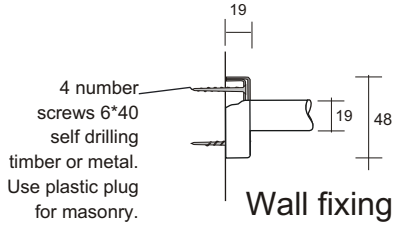


Standard stairwell and Balcony rails

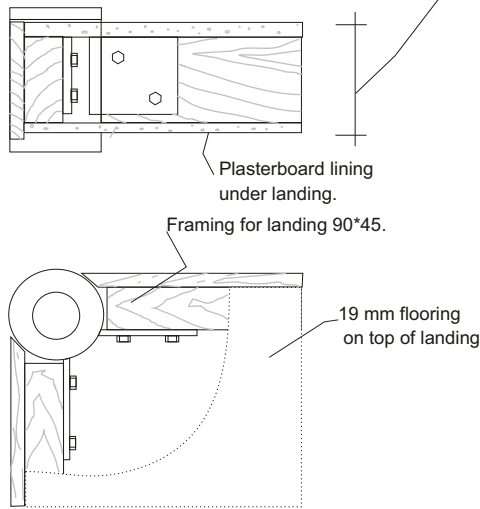




Fixing Detail

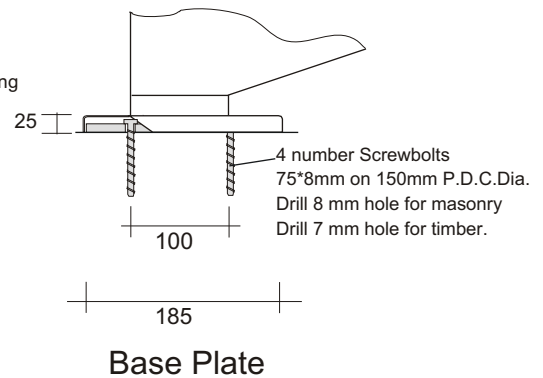


Top fixing TFN 90 type standard.



120 mm overall landing thickness. If riser height is less than 180 then this dimension has to be reduced accordingly to maintain headroom 2030 mm. Example with 178 mm. riser it is necessary to reduce landing thickness to maximum of 100 mm. In these cases we recommend the use of an enzie pre-fab landing

Handrail post base

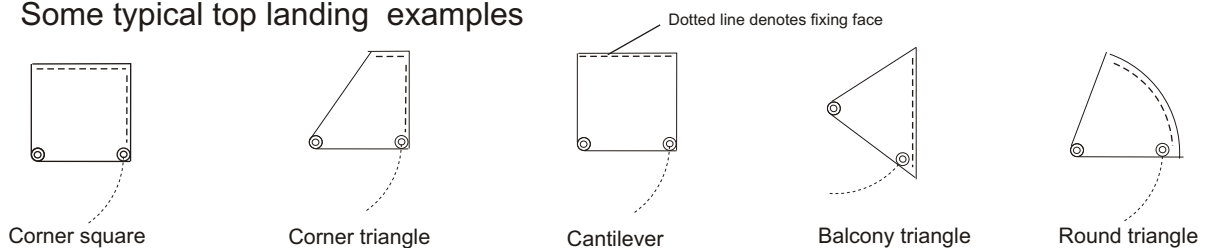


Setting out examples

1500 Diameter 208 mm to 220 mm Riser 14 Treads to circle at 25.7 Degrees

Floor to Floor Height	2640	2860	3080	3300	3520	3740	3960	4180	4400	4620	4840
Number of risers	12	13	14	15	16	17	18	19	20	21	22
Number of treads	11	12	13	14	15	16	17	18	19	20	21
Going	282	308	334	360	385	411	437	463	488	514	540
14 Treads to circle at 25.7 Degrees											

Some typical top landing examples





enzie Space Saving Stairs Pty. Ltd.
 287 Arthur Street
 Fairfield, Victoria
 Australia, 3078
 Ph. +61 3 9481 2255
 Fax +61 3 9481 8919
 ACN: 126 708 118
 www.enzie.com.au

Steel landing supplied by **enzie** or timber landing built in as part of stair installation.

STANDARD SPECIFICATIONS

CONSTRUCTION

The stair is spiral with tapered box-section treads which are made from 2 mm and 1.6 mm mild steel. Column is 4.9 mm thick by 101.2 mm diameter mild steel. The handrail is tubular 19 mm OD by 1.6 mm mild steel and balusters are 16 mm OD by 1.6 mm steel. The stair structure is mechanically jointed on site, requiring no site welding or finishing. The maximum length of any component is slightly more than one metre, and weight is less than 15 kg. The stair can be assembled in a clockwise or an anticlockwise direction. The stair base-plate fits on top of the floor surface before or after floor coverings. The pre-finished stair, when erected, is complete; no further finishing is required by others; no unsightly welds, nuts or bolts are showing.

SURFACE TREATMENT

Internal stairs are supplied pre-finished in a high quality baked polyester powder coating. A range of 21 decorator colours is offered for customer selection. The handrail, in addition to finishes above, is available in stainless steel. External stairs are supplied galvanized and primed with zinc rich epoxy before being finished in baked polyester powder-coating.

INSTALLATION

Mechanical jointing and factory pre-finishing of the stair allows installation after all other trades, including floor coverings, have been completed in the stairwell and adjoining area. Installation can be carried out by a local contractor or handyman to installation instructions supplied with stair kit. The stair kit includes all nuts, bolts, installation accessories and an installation instructional DVD.

SAFETY

An Accreditation Certificate issued under B.C.A. endorses the safety elements of the system. The synthetic rubber anti-skid pad, applied to the top of stair treads ensures safe access. Handrail balusters on the staircase are spaced as standard at a maximum of 125 mm, and on the balcony balustrade are spaced at a maximum of 125 mm. Optional extra gate can be supplied for the top or the bottom of the staircase.

DETAILS OF enzie 1750 mm DIAMETER SPIRAL STAIR GEOMETRY OF STAIRS

Stair is made with risers between 178 and 190 mm 16 steps to circle at 22.5 degrees. The going measured at 7/10 ths. of the clear width is 226 mm and slope relationship is between 586 to 606

TREADS AND RISES

Treads are uniform shape and size. Risers are of uniform height between 178 mm and 190 mm as required by client's application. Anti-skid pad for each tread is supplied. This pad is replaceable if wear should occur.

HEAD ROOM

Using standard 90 degree landing 120 mm thick with 180 mm riser clear headroom is 2030 mm. Every 1 mm added to riser adds 12 mm to headroom.

HANDRAIL

Continuous and uninterrupted handrail is provided on one side and is at a vertical height of 866 mm minimum above the nosing of the tread. Balcony railing is 1000 mm above the floor.

WIDTH

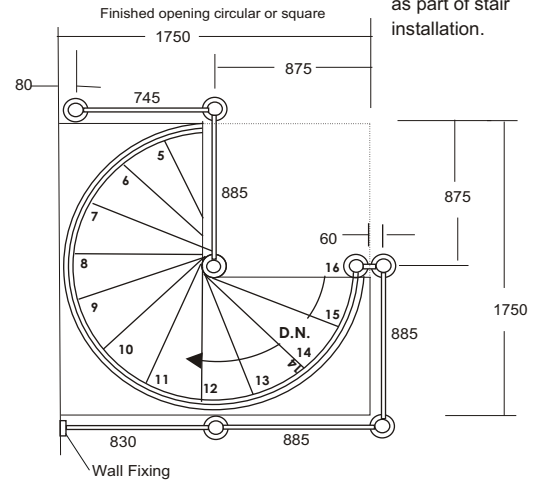
The width of stair free of obstruction is 750 mm.

BUILDING APPROVALS

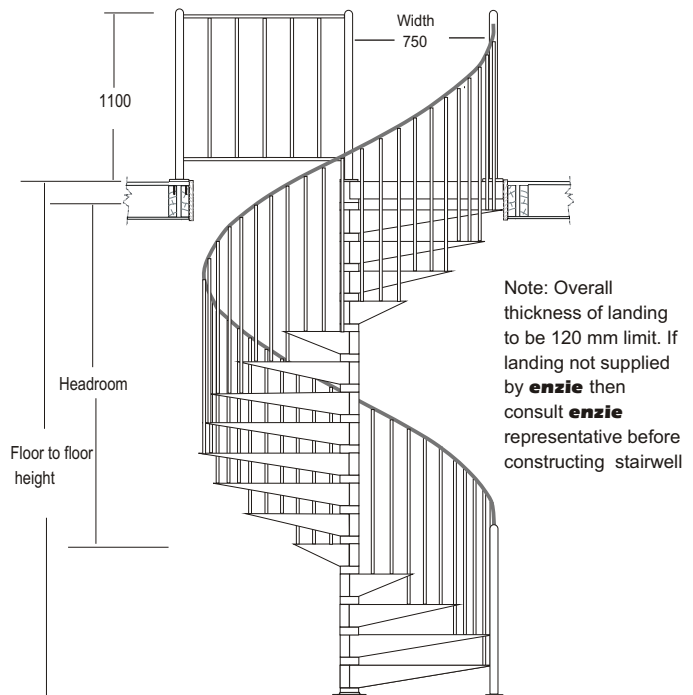
Procedure for building approval is to include a copy of this Data Sheet and Accreditation Certificate for the system with drawings showing location of proposed installation (with your required documentation) to the local building authority for their approval. Computations available on request for submission to Building Authority.

PACKED WEIGHT

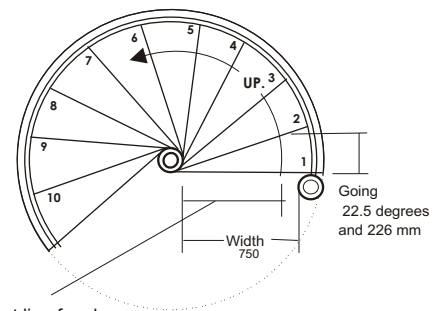
Approximately 17 kg per riser.



Standard stairwell and Balcony rails



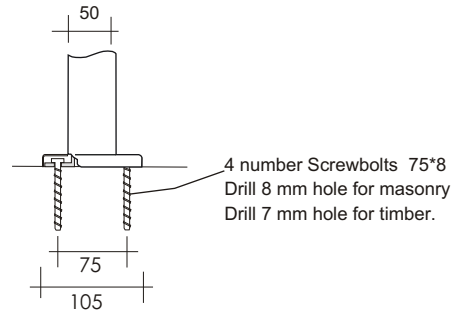
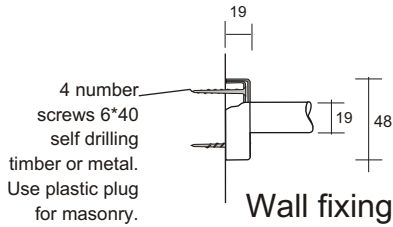
Note: Overall thickness of landing to be 120 mm limit. If landing not supplied by **enzie** then consult **enzie** representative before constructing stairwell



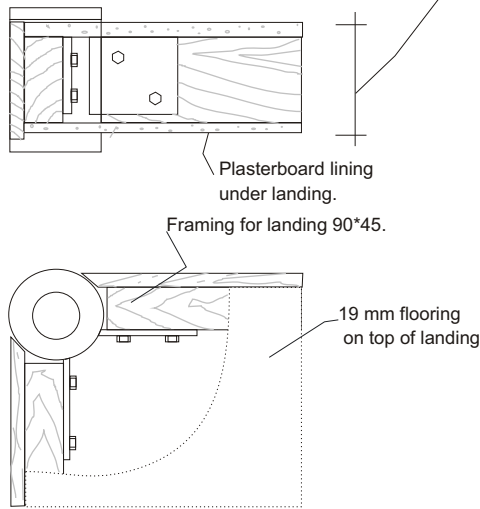
Measurement line for slope relationship is between 604 and 624 measured at 7/10 of the unobstructed stair width



Fixing Detail

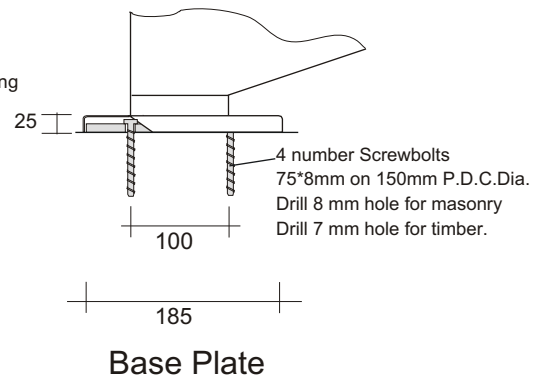


Top fixing TFN 90 type standard.



120 mm overall landing thickness. If riser height is less than 180 then this dimension has to be reduced accordingly to maintain headroom 2030 mm. Example with 178 mm. riser it is necessary to reduce landing thickness to maximum of 100 mm. In these cases we recommend the use of an enzie pre-fab landing

Handrail post base

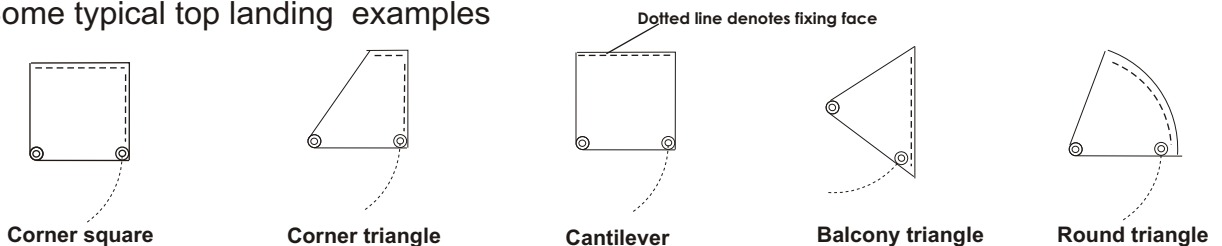


Setting out examples

1750 Diameter 178 mm to 190 mm Riser 16 Treads to circle at 22.5 Degrees

Floor to Floor Height	2280	2470	2660	2850	3040	3230	3420	3610	3800	3990	4180
Number of risers	12	13	14	15	16	17	18	19	20	21	22
Number of treads	11	12	13	14	15	16	17	18	19	20	21
Going	247	270	292	315	337	360	382	405	427	450	472
16 Treads to circle at 22.5 Degrees											

Some typical top landing examples





enzie Space Saving Stairs Pty. Ltd.
 287 Arthur Street
 Fairfield, Victoria
 Australia, 3078
 Ph. +61 3 9481 2255
 Fax +61 3 9481 8919
 ACN: 126 708 118
 www.enzie.com.au

STANDARD SPECIFICATIONS

CONSTRUCTION

The stair is spiral with tapered box-section treads which are made from 2 mm and 1.6 mm mild steel. Column is 4.9 mm thick by 101.2 mm diameter mild steel. The handrail is tubular 19 mm OD by 1.6 mm mild steel and balusters are 16 mm OD by 1.6 mm steel. The stair structure is mechanically jointed on site, requiring no site welding or finishing. The maximum length of any component is slightly more than one metre, and weight is less than 15 kg. The stair can be assembled in a clockwise or an anticlockwise direction. The stair base-plate fits on top of the floor surface before or after floor coverings. The pre-finished stair, when erected, is complete; no further finishing is required by others; no unsightly welds, nuts or bolts are showing.

SURFACE TREATMENT

Internal stairs are supplied pre-finished in a high quality baked polyester powder coating. A range of 21 decorator colours is offered for customer selection. The handrail, in addition to finishes above, is available in stainless steel. External stairs are supplied galvanized and primed with zinc rich epoxy before being finished in baked polyester powder-coating.

INSTALLATION

Mechanical jointing and factory pre-finishing of the stair allows installation after all other trades, including floor coverings, have been completed in the stairwell and adjoining area. Installation can be carried out by a local contractor or handyman to installation instructions supplied with stair kit. The stair kit includes all nuts, bolts, installation accessories and an installation instructional DVD.

SAFETY

An Accreditation Certificate issued under B.C.A. endorses the safety elements of the system. The synthetic rubber anti-skid pad, applied to the top of stair treads ensures safe access. Handrail balusters on the staircase are spaced as standard at a maximum of 125 mm, and on the balcony balustrade are spaced at a maximum of 125 mm. Optional extra gate can be supplied for the top or the bottom of the staircase.

DETAILS OF enzie 1880m DIAMETER SPIRAL STAIR GEOMETRY OF STAIRS

Stair is made with risers between 178 and 190 mm 16 steps to circle at 22.5 degrees. The going measured at 7/10 ths. of the clear width is 224 mm and slope relationship is between 586 to 606

TREADS AND RISES

Treads are uniform shape and size. Risers are of uniform height between 178 mm and 190 mm as required by client's application. Anti-skid pad for each tread is supplied. This pad is replaceable if wear should occur.

HEAD ROOM

Using standard 90 degree landing 120 mm thick with 180 mm riser clear headroom is 2030 mm. Every 1 mm added to riser adds 12 mm to headroom.

HANDRAIL

Continuous and uninterrupted handrail is provided on one side and is at a vertical height of 866 mm minimum above the nosing of the tread. Balcony railing is 1000 mm above the floor.

WIDTH

The width of stair free of obstruction is 810mm.

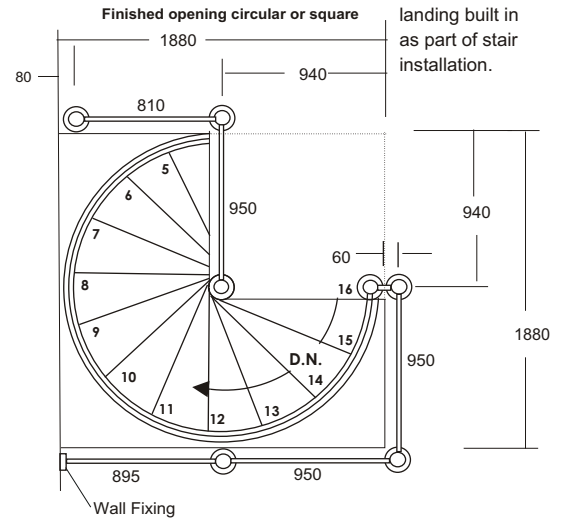
BUILDING APPROVALS

Procedure for building approval is to include a copy of this Data Sheet and Accreditation Certificate for the system with drawings showing location of proposed installation (with your required documentation) to the local building authority for their approval. Computations available on request for submission to Building Authority.

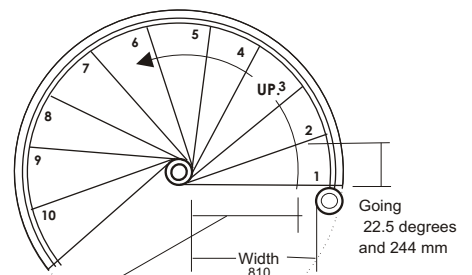
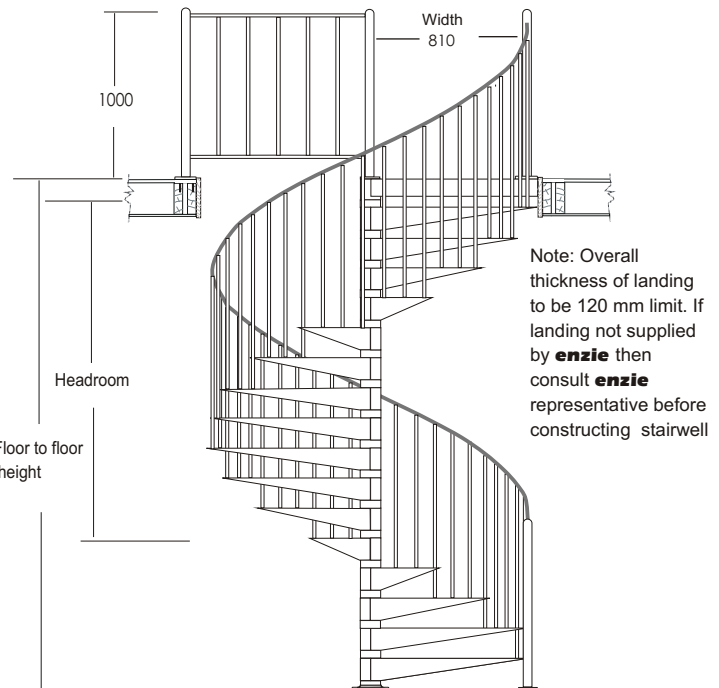
PACKED WEIGHT

Approximately 17 kg per riser.

Steel landing supplied by **enzie** or timber landing built in as part of stair installation.



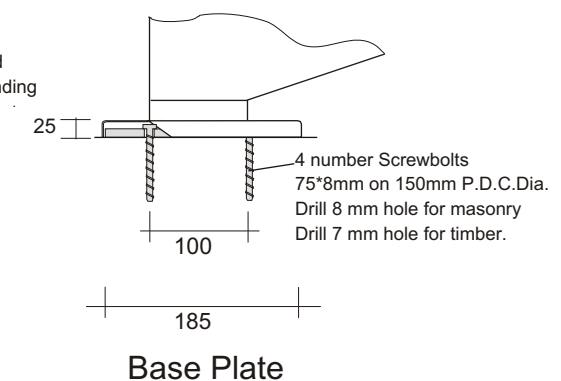
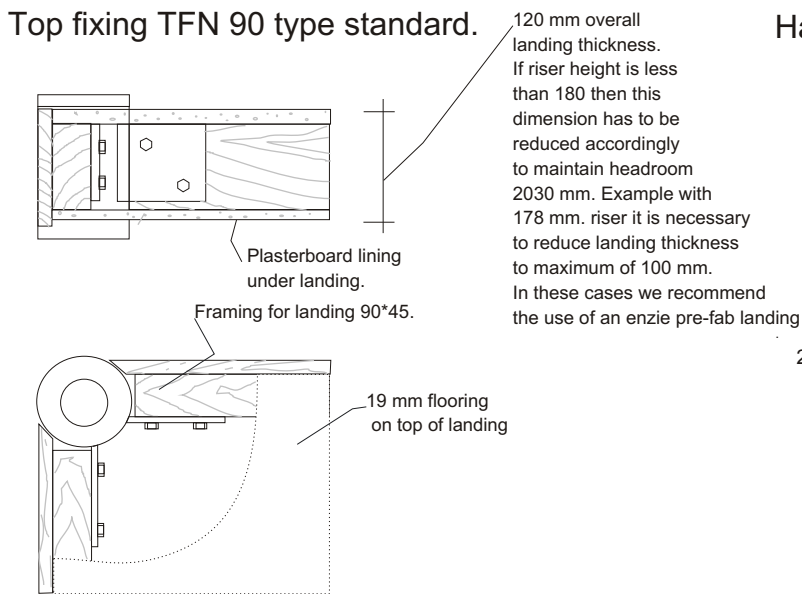
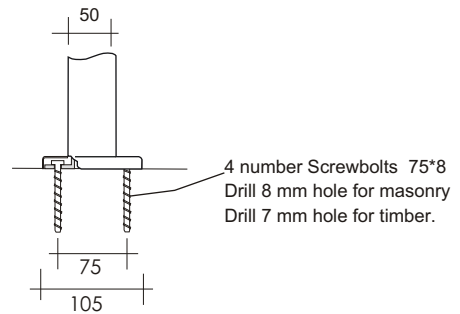
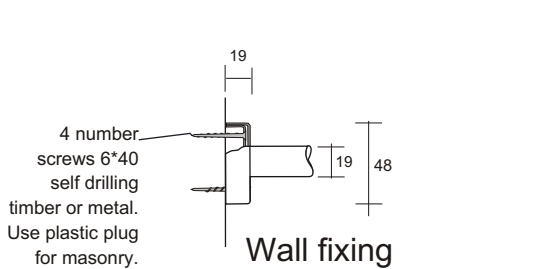
Standard stairwell and Balcony rails



Measurement line for slope relationship is between 604 and 624 measured at 7/10 of the unobstructed stair width



Fixing Detail



Setting out examples

1880 Diameter 178 mm to 190 mm Riser 16 Treads to circle at 22.5 Degrees

Floor to Floor Height	2280	2470	2660	2850	3040	3230	3420	3610	3800	3990	4180
Number of risers	12	13	14	15	16	17	18	19	20	21	22
Number of treads	11	12	13	14	15	16	17	18	19	20	21
Going	247	270	292	315	337	360	382	405	427	450	472
16 Treads to circle at 22.5 Degrees											

Some typical top landing examples

