

STANDARD SPECIFICATIONS

CONSTRUCTION

The stair is spiral with tapered box-section treads which are made from 2mm and 1.6mm mild steel. Column is 4.9mm thick by 101.2mm diameter mild steel. The handrail is tubular 19mm OD by 1.6 mm mild steel and balusters are 16mm OD by 1.6mm steel. The stair structure is mechanically jointed on site, requiring no site welding or finishing. The maximum length of any component is slightly more than one metre, and weight is less than 15kg. The stair can be assembled in a clockwise or an anticlockwise direction. The stair base-plate fits on top of the floor surface before or after floor coverings. The pre-finished stair, when erected, is complete; no further finishing is required by others; no unsightly welds, nuts or bolts are showing.

SURFACE TREATMENT

Internal stairs are supplied pre-finished in a high quality baked polyester powder coating. A range of 21 decorator colours is offered for customer selection. The handrail, in addition to finishes above, is available in stainless steel. External stairs are supplied galvanized and primed with zinc rich epoxy before being finished in baked polyester powder-coating.

INSTALLATION

Mechanical jointing and factory pre-finishing of the stair allows installation after all other trades, including floor coverings, have been completed in the stairwell and adjoining area. Installation can be carried out by a local contractor or handyman to installation instructions supplied with stair kit. The stair kit includes all nuts, bolts, installation accessories and an installation instructional DVD.

SAFETY

A synthetic rubber anti-skid pad, applied to the top of stair treads ensures safe access. All balusters on the staircase are spaced as standard at a maximum of 125mm. A steel tube reduces the gap under each tread to less than 125mm at the tapered end of the tread. An optional extra gate can be supplied for the top or the bottom of the staircase.

DETAILS OF **enzie** 1880mm DIAMETER SPIRAL STAIR

GEOMETRY OF STAIRS

Stair is made with risers between 178 and 190mm 16 steps to circle at 22.5 degrees. The going measured at 7/10 ths. of the clear width is 224mm and slope relationship is between 586 to 606.

TREADS AND RISES

Treads are uniform shape and size. Risers are of uniform height between 178mm and 190mm as required by client's application. Anti skid pad for each tread is supplied. This pad is replaceable if wear should occur.

HEAD ROOM

Using standard 90 degree landing 120 mm thick with 180mm riser clear headroom is 2030mm. Every 1 mm added to riser adds 12mm to headroom.

HANDRAIL

Continuous and uninterrupted handrail is provided on one side and is at a vertical height of 866mm minimum above the nosing of the tread. Balcony railing is 1000mm above the floor.

WIDTH

The width of stair free of obstruction is 810mm.

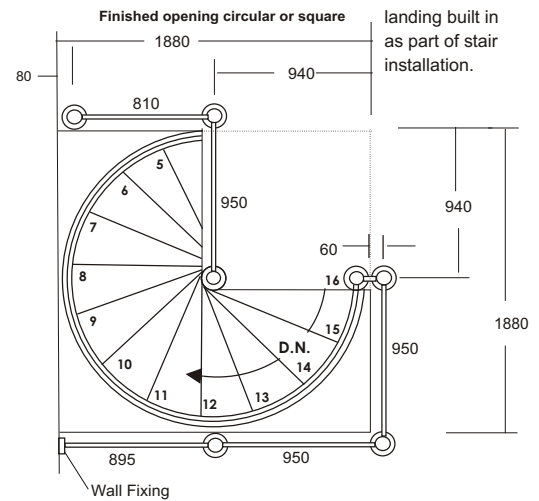
BUILDING APPROVALS

Procedure for building approval is to include a copy of this Data Sheet and Accreditation Certificate for the system with drawings showing location of proposed installation (with your required documentation) to the local building authority for their approval. Computations available on request for submission to Building Authority.

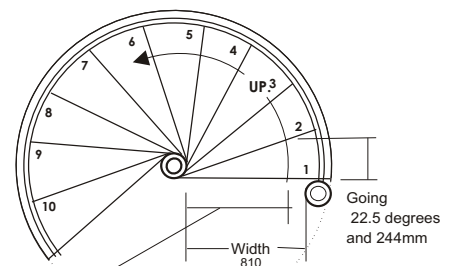
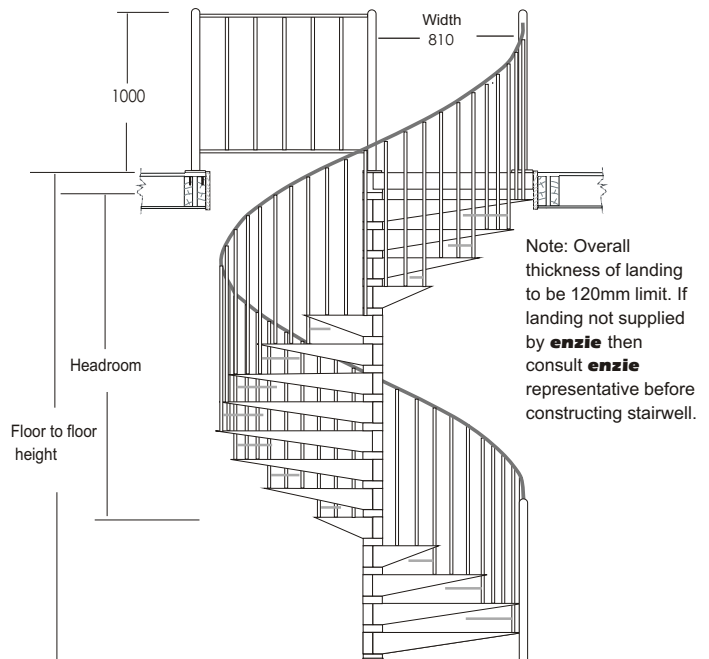
PACKED WEIGHT

Approximately 17kg per riser.

Steel landing supplied by **enzie** or timber landing built in as part of stair installation.



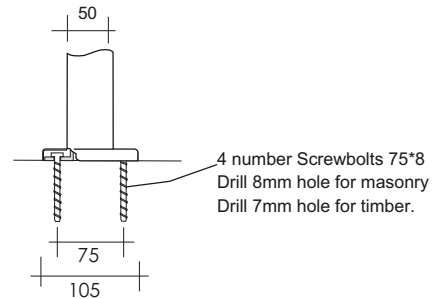
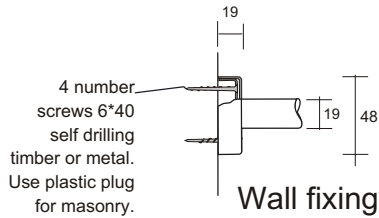
Standard stairwell and Balcony rails



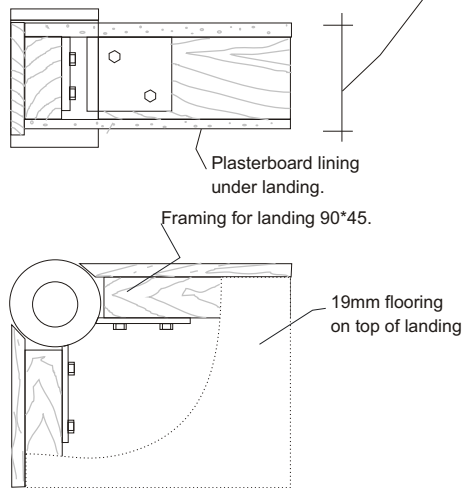
Measurement line for slope relationship is between 604 and 624 measured at 7/10 of the unobstructed stair width



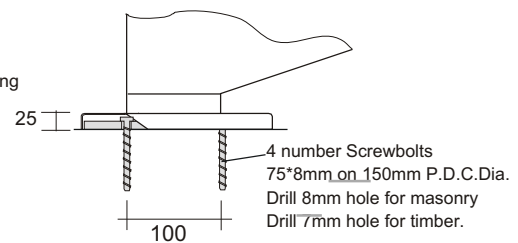
Fixing Detail



Top fixing TFN 90 type standard.



Handrail post base



Base Plate

Setting out examples

1880 Diameter 178mm to 190mm Riser 16 Treads to circle at 22.5 Degrees

Floor to Floor Height	2280	2470	2660	2850	3040	3230	3420	3610	3800	3990	4180
Number of risers	12	13	14	15	16	17	18	19	20	21	22
Number of treads	11	12	13	14	15	16	17	18	19	20	21
Going	247	270	292	315	337	360	382	405	427	450	472
16 Treads to circle at 22.5 Degrees											

Some typical top landing examples

